



IPEX5000 FIRMWARE UPDATE
ENCODERS- 2.1.5
DECODERS- 2.1.5

About Update

Firmware Version:

IPEX5001 – v2.1.5 (all IPEX5001 device types use this update)

IPEX5002 – v2.1.5

What does the firmware update do?

1. *[Improve] Improve USB stability*

2. *[Fix] Fixes device network downtime with select network switches*

Note: This update is for 5000 series only. Do not perform update on 2100 or 6000 series devices.

What you will need

- PC computer connected to Digi IP LAN

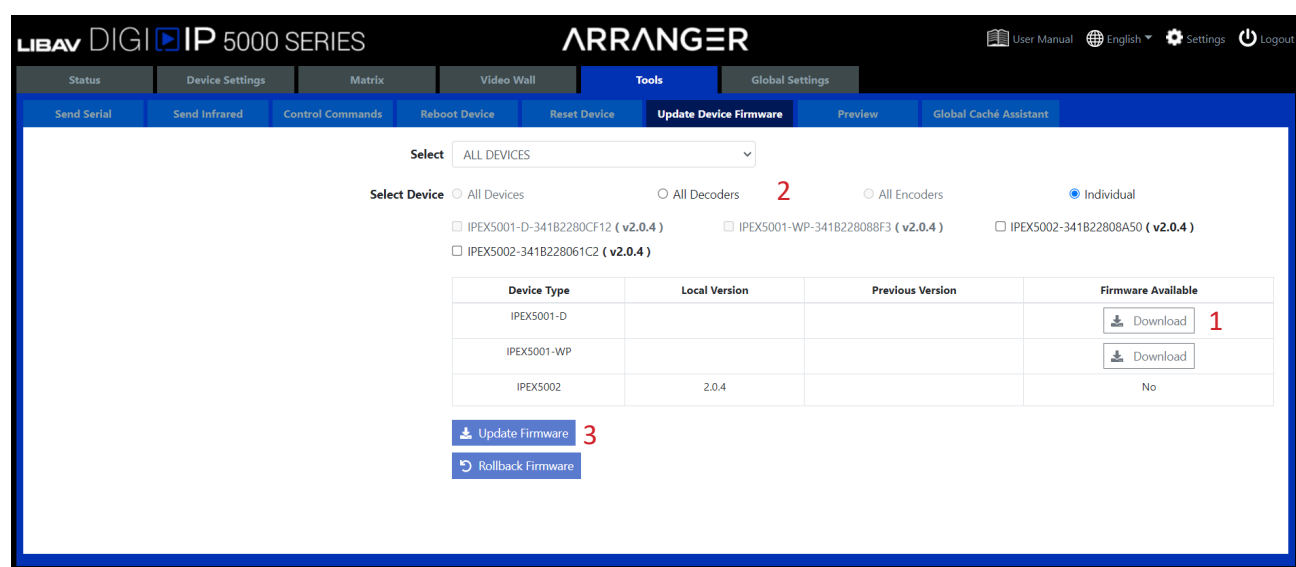
Firmware Update Instructions

Note that DigiLinuxIP firmware can be updated in two ways, through the Internet or done manually offline. This instruction document provides both options in Arranger.

Updating Device Firmware Online

To update firmware over the Internet using the Arranger controller, the DigitalinxIP devices and the Arranger controller must have an Internet connection. This will require you to change the IP address scheme to DHCP as the default Network ID for Digi IP devices is 169.254.0.0/16 and the Arranger Controller is set to default IP at 169.254.1.1/16.

Once the devices and controller are connected to the Internet login to the Arranger server on the AV LAN and navigate to *Tools > Update Device Firmware* menu as shown below.



1. *Download* the latest firmware version for a device type.

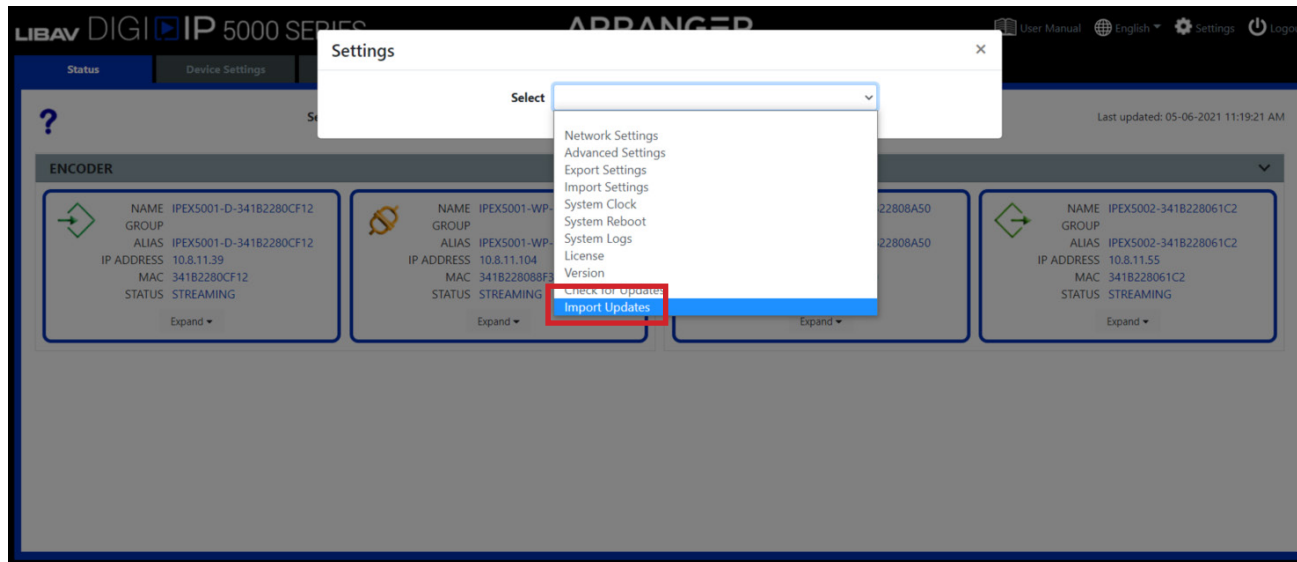
Note: If there is an update available online, it will give you a *Download* option. Once firmware is downloaded this is now considered the *Local Version*. Once more updates are available and downloaded, the last *Local Version* will become the *Previous Firmware* that you can rollback to whenever necessary.

2. Once firmware has been downloaded select the devices you wish to update

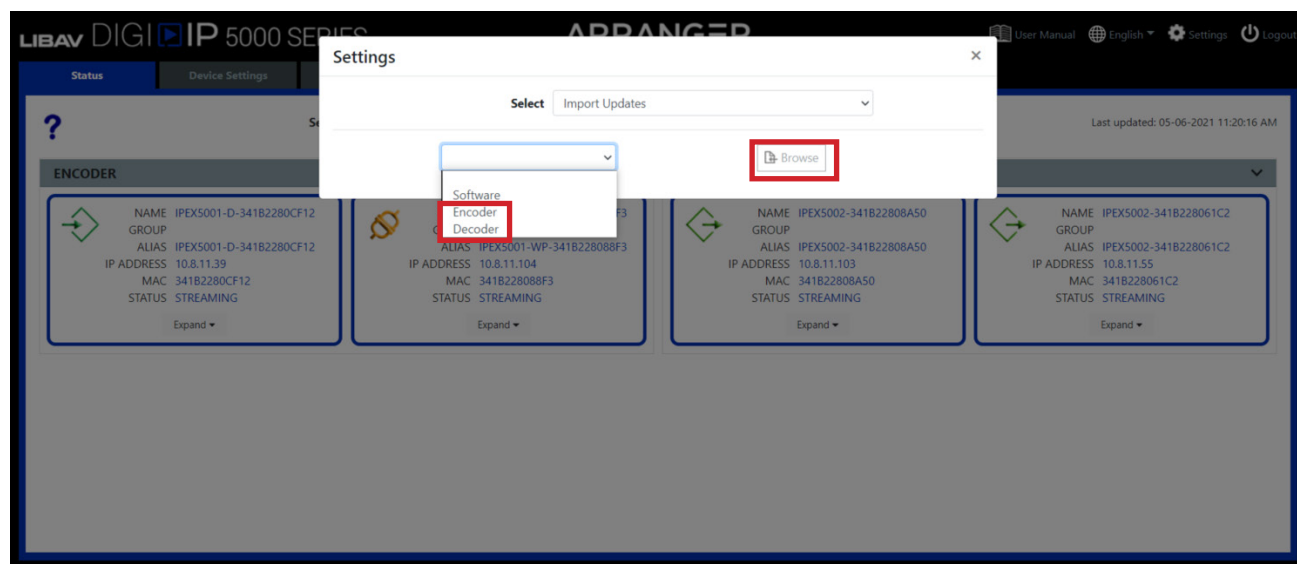
3. Click *Update Firmware*

Updating Device Firmware Offline

Logon to the Arranger server on the AV LAN and navigate to the Arranger controllers settings, then choose Import Updates from drop down menu



Select either *Encoder* or *Decoder* from the drop down menu, then click *Browse* to find the firmware zip file on your local PC. **Note:** The latest firmware zip file for 5000 encoders and decoders are located online at their respective product pages under the tab name *Firmware*



Once firmware files for encoders and decoders have been loaded, navigate to *Tools > Update Device Firmware*. The files that were uploaded will now be considered the *Local Version* that you will update the devices too.

LIBAV DIGI IP 5000 SERIES ARRANGER

User Manual English Settings Logout

Status Device Settings Matrix Video Wall Tools Global Settings

Send Serial Send Infrared Control Commands Reboot Device Reset Device Update Device Firmware Preview Global Cache Assistant

Select ALL DEVICES

Select Device ☐ All Devices ☐ All Decoders ☐ All Encoders ☒ Individual

☐ IPEX5001-D-341B2280CF12 (v2.0.4) ☐ IPEX5001-WP-341B228088F3 (v2.0.4) ☐ IPEX5002-341B22808A50 (v2.0.4)
☐ IPEX5002-341B228061C2 (v2.0.4)

Device Type	Local Version	Previous Version	Firmware Available
IPEX5001-D			Download
IPEX5001-WP			Download
IPEX5002	2.0.4		No

[Update Firmware](#) [Rollback Firmware](#)

1. Select the devices you wish to update
2. Click *Update Firmware*

For Technical Support please call our toll free number at
800-530-8898 or email us at supportlibav@libav.com

www.libav.com

DigitaLinxIP is a brand of:



LIBERTY
AV SOLUTIONS

A SUBSIDIARY OF WESCO DISTRIBUTION, INC.

Phone: 719-260-0061

Fax: 719-260-0075

Toll-Free: 800-530-8998