



DIGITALINX
VALUE-ENGINEERED DIGITAL SOLUTIONS

BYOD-HUB-UT Install Guide



LIBERTY
AV SOLUTIONS

A SUBSIDIARY OF WESCO DISTRIBUTION, INC.

11675 Ridgeline Drive
Colorado Springs, CO 80921

Phone: 719-260-0061
Toll-Free: 800-530-8998
Fax: 719-260-0075

Product Overview

The DigitalInx BYOD-HUB-UT is a 6x1 multi format A/V auto switcher that features a variety of input connection leads that are compatible with devices such as mobile phones and tablets, allowing a dependable wired connection to a display or TV monitor for presentation purposes.

The BYOD-HUB-UT features the following A/V input leads; (1) Lightning (1) USB-C (1) MINI Display port (1) Display port (1) HDMI type-A and (1) HDMI type-D. The BYOD-HUB-UT features an HDMI output with a built in 4K video scalar that can be set to either 4K or 1080p. The Lightning connector lead input will provide power to the connected mobile device and the USB-C connection lead uses Display Port over Alternate Mode (ALT-DP) for video transport. A laptop computer with a USB-C connection must support ALT DP mode in order to use this device.


The BYOD-HUB-UT auto switches in priority from Lightning to HDMI Type D (going left to right as seen on front panel), the switcher will not memorize order of connection sequences. When there is no A/V input signal detected in the BYOD-HUB-UT after 10 minutes, the switcher hub will power *OFF*. When an A/V input signal is connected to a cable lead when the switcher hub is in the *OFF* state, the BYOD-HUB-UT will power *ON*.

A mounting bracket is included so unit can be mounted under a conference table or presentation podium.

Package Contents

- BYOD-HUB-UT 6x1 Switcher
- (1) Install Guide
- (1) Mounting bracket for under table use
- (1) 24v Power Supply with 4 Power Plug Adapters for US, EU, AU, UK
- (1) USB-A to Micro-USB Cable for device updates

Front Panel



1. Lightning

- For connecting iOS devices such as an iPhone or iPad. When an iOS device is connected to this lead, the devices internal battery will be charging while connected

2. USB-C

- For connecting devices such as a MacBook or Chromebook or any device with a USB-C output.

Note: USB-C lead supports Display Port over Alternate Mode (ALT-DP), any device used with this lead must be compatible with ALT-DP mode.

3. Mini Display Port

- For connecting devices such as a Mac MINI, Surface Laptop or any device with a Mini Display port output

4. Display Port

- For connecting devices with a Display port output


5. HDMI Type A

- For connecting devices with an HDMI Type A output

6. HDMI Type D

- For connecting devices with an HDMI Type D output

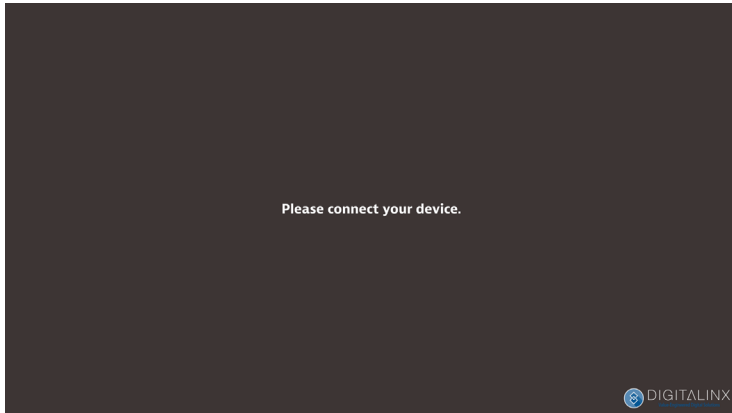
Rear Panel



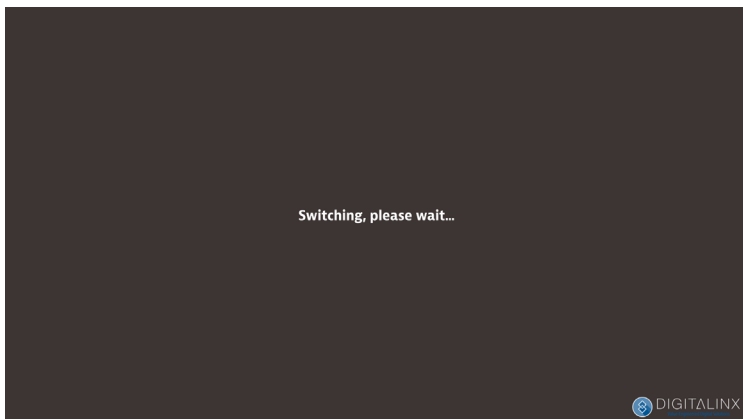
1. Kensington Security Slot
 - For installing Kensington lock to prevent device theft
2. SERVICE
 - Micro USB port for updating device firmware
3. RES
 - Dip switch for setting the HDMI output resolution to 4K or 1080P
4. HDMI OUT
 - HDMI connector for connecting to TV monitor or displays HDMI input
5. ON
 - Bi-color Power Indicator. When *Red* the DC power source is connected and no valid input devices are detected. When *Green* a valid A/V signal source is detected.
6. DC24V
 - Power port for 24V DC 1.25A power adapter.

Connectivity Instructions

- Verify all components and accessories are included before installation. Make sure TV and BYOD-HUB-UT are powered off
- Using an HDMI cable, connect the *HDMI OUT* of the BYOD-HUB-UT to an HDMI input on a TV display or monitor.
- Power ON the BYOD-HUB-UT and TV display, make sure the input selection to the TV has been changed to the HDMI input that the BYOD-HUB-UT is connected to. The following screen will appear....



- Connect a source device to an input lead, the following screen will appear indicating that the system is switching. After a few seconds the video signal from the connected device will appear on the screen.



- If no input device is detected in the BYOD-HUB-UT after 10 minutes, the switcher hub will power off

Technical Specifications

Video Input	
Connector Type	(1) Lighting; (1) USB Type-C; (1) Mini DP; (1) DP; (1) HDMI Type-A; (1) HDMI Type-D
Lighting Video Resolution	Up to 1080P@60Hz
USB-C Video Resolution	Up to 4Kx2K@30Hz, ALT-DP Mode Supported
Display port Video Resolution	Up to 4Kx2K@30Hz
Mini Display port Video Resolution	Up to 4Kx2K@30Hz
HDMI Standard	HDMI 1.4
HDCP Compliance	HDCP 2.2
Video Bandwidth	10.2 Gbps
Video Output	
Connector Type	HDMI Type A
HDMI Standard	HDMI 1.4
HDCP Compliance	HDCP 1.4
Video Resolution	4Kx2K@30Hz 4:4:4
General	
Operating Temperature	0° to +40° C (+32° to +104° F)
Storage Temperature	-10° to +55° C (+14° to +131° F)
Operating Humidity (Environment)	10% to 90%, Non-condensing
Dimensions (W*H*D)	135mm x 135mm x 30mm; (5.3" x 5.3" x 1.2")
Cable Lead Length	1.3 meters; (4.2 ft)
Net Weight	770g; (1.7lbs)
Power	
Maximum Power Consumption	18 watts (full load, all inputs in use)
Power Supply Input Voltage	100-240V AC at 50-60 Hz
Power Supply Output Voltage	24V DC 1.25A
Regulatory	CE, FCC, RoHS
Other	
Standard Warranty	5 Years
Included Items	BYOD-HUB-UT Auto Switcher, Install Guide, (1) 24VDC Power Supply with 4 power plug adapters for US, EU, AU, and UK, (1) Mounting Bracket, (1) USB A to Micro USB cable

Liberty AV Solutions
11675 Ridgeline Drive
Colorado Springs, CO 80921
800-530-8998
supportlibav@libav.com

Thank you for your purchase.

For Technical Support please call our toll free number at
800-530-8998 or email us at supportlibav@libav.com

www.libav.com



DIGITALINX

VALUE-ENGINEERED DIGITAL SOLUTIONS

is a brand of:



LIBERTY[®]
AV SOLUTIONS

A SUBSIDIARY OF WESCO DISTRIBUTION, INC.

11675 Ridgeline Drive
Colorado Springs, Colorado
80921 USA
Phone: 719-260-0061
Fax: 719-260-0075
Toll-Free: 800-530-8998